




PCIe passive adapter User's Manual

Model: PE4H

FAE20 PE4H_

July 20



Bplus Technology Co., Ltd.
5F, No.63, Zhou-Tzyy St., Nei-Hu,
Taipei, Taiwan
(886-2)77210550 TEL
(866-2)87974200 FAX
<http://www.Bplus.com.tw>

CONTENTS

Introduction	2
Interface.....	2
features	2
Application note	2
SWEX user Guide.....	2
Caution	7
Maintenance.....	7

1.0 Introduction

The PE4H is designed for Notebook PCs that convert a PCI Express 16X Add-on Card to ExCard or mPCIe or PCIe 1x connector.

2.0 Interface




3.0 Features

- PE4H-EC2C allows user to test PCI Express Add-in-Card on the ExpressCard slot
- PE4H-PM3N allows user to test PCI Express Add-in-Card on the PCI Express mini card slot.
- PE4H-HP1A allows engineer to extend PCIe add-on card to test.
- Internal PC power supply and external power supply is separated by power switch.
- Supports PCIe 4x bandwidth with 4 mini HDMI connector.

Notice: PE4H is PCIe 1x bandwidth limit from Expresscard and mini PCIe specification. 3.3V/1.3A (Max) from expresscard, 12V/5V from power cable from power supply.

4.0 Application note

Application note for PE4H+EC2C



● **PE4H+EC2C using with PCIe_3.3V from PC**

1. plug PCIe 1X card into PCIe slot
2. Plug EC2C into PC Expresscard slot.



● **PE4H+EC2C using with PCIe_3.3V from external DC**

1. External DC with 15V~20V adapter



Caution: PCIe card must plug in PCIe connector on power off state!


2. External power with ATX power supply





Caution: PCIe card must plug in PCIe connector on power off state!

For PE4L+PM3N, PE4L+HP1A using, please refer to PE4L+EC2C




PE4L+PM3N



PE4H+HP1A

5.0 SWEX user Guide:



Caution: the ATX power supply must be powered off before assemble!!



SWEX top face



plug ATX power cable into connector.



Set sw1 as below:

SW1	1-2	2-3
POWER	ON	OFF

When SW1 set on 1-2, the power is on, supply +12V&+5V to PE4H; when SW1 set on 2-3, the power is off.

6.0 Caution

- All products specifications are subject to change without notice.
- Bplus Technology reserves the right to modify the products in its line during the course of the year.

7.0 Maintenance

There is no guarantee for incorrect operation.

Please contact the distributor for more details.